

# AAPPL 2.0: Learn All About It!

Presented By:

**Kim Sallee**

Director of ACTFL Assessment Management  
Language Testing International



**ACTFL**  
Language Proficiency Certificate

EXCLUSIVELY THROUGH **LTI**



**AAPPL**

ACTFL ASSESSMENT OF PERFORMANCE  
TOWARD PROFICIENCY IN LANGUAGES

# AAPPL 2019 Languages

Available in 13 Languages



Arabic



Chinese



English (ESL)



French



German



Hindi



Italian



Japanese



Korean



Portuguese



Russian



Spanish



Thai



**ACTFL**  
Language Proficiency Certificate

EXCLUSIVELY THROUGH **LTI**



**AAPPL**

ACTFL ASSESSMENT OF PERFORMANCE  
TOWARD PROFICIENCY IN LANGUAGES

# AAPPL Background Information

Online Assessment  
(now in HTML5!)

## Three Modes:

1. Interpretive Listening (IL) and Reading (IR)
2. Interpersonal Listening and Speaking (ILS)
3. Presentational Writing (PW)

The overall test and each section within is introduced by a teacher via a video



**ACTFL**  
Language Proficiency Certificate

EXCLUSIVELY THROUGH **LTI**



**AAPPL**

ACTFL ASSESSMENT OF PERFORMANCE  
TOWARD PROFICIENCY IN LANGUAGES

# AAPPL Proficiency & Performance Scores

ACTFL PROFICIENCY GUIDELINES	ACTFL PERFORMANCE SCALE	AAPPL PERFORMANCE SCORE	FORM	
Advanced Low	Advanced	A-1		B
Intermediate High		I-5		
Intermediate Mid		I-4	A	
Intermediate Mid	I-3			
Intermediate Mid	I-2			
Intermediate Low	I-1			
Novice High	Novice	N-4		
Novice Mid		N-3		
Novice Mid		N-2		
Novice Low		N-1		



**ACTFL**  
Language Proficiency Certificate

EXCLUSIVELY THROUGH LTI



**AAPPL**

ACTFL ASSESSMENT OF PERFORMANCE  
TOWARD PROFICIENCY IN LANGUAGES



# So what's this AAPPL 2.0 that I'm hearing about?

It's still the research-backed AAPPL, developed by ACTFL, used by hundreds of thousands of students.

Now it also...



**ACTFL**  
Language Proficiency Certificate

EXCLUSIVELY THROUGH **LTI**



**AAPPL**

ACTFL ASSESSMENT OF PERFORMANCE  
TOWARD PROFICIENCY IN LANGUAGES

# AAPPL 2.0

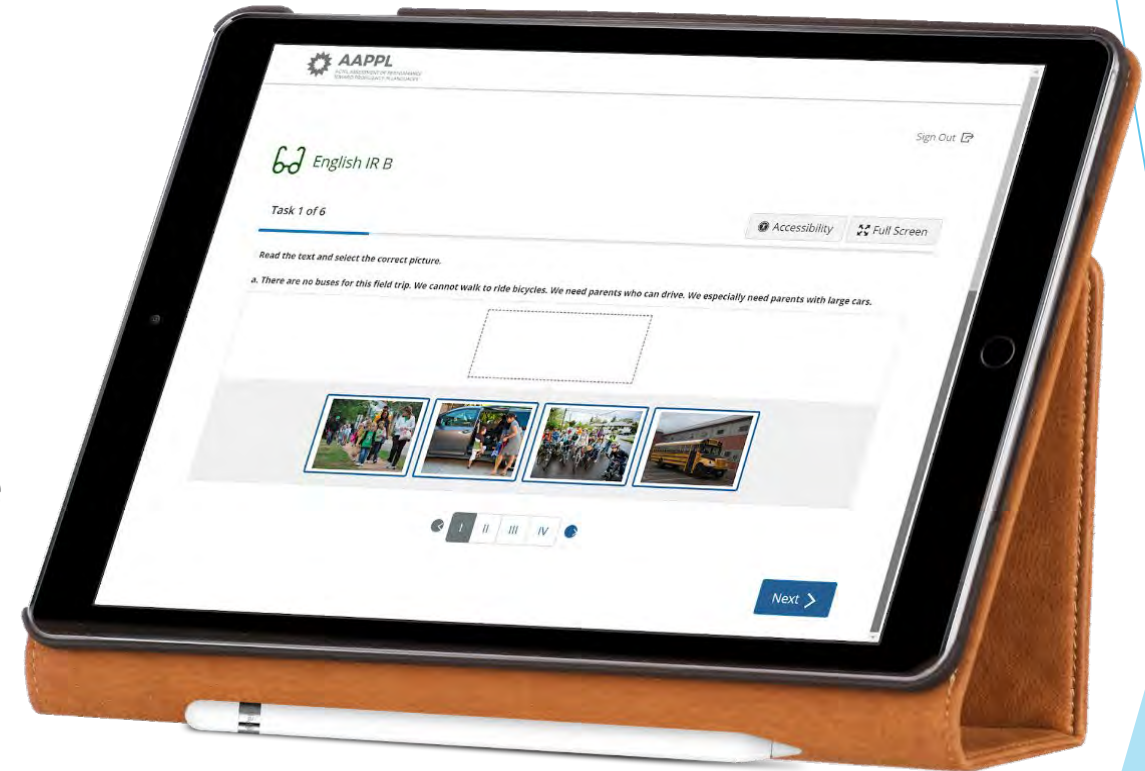
...has a **new User Interface** and **Design** and is **tablet- and Chromebook-compatible** and optimized to work with **all modern browsers**

## ▶ Desktop

- ▶ Windows: Edge, Chrome, Firefox, Opera
- ▶ Mac iOS: Chrome, Firefox
- ▶ Chrome OS: Chrome

## ▶ Tablet

- ▶ Android: Chrome
- ▶ iOS: Safari



**ACTFL**  
Language Proficiency Certificate

EXCLUSIVELY THROUGH **LTI**



**AAPPL**

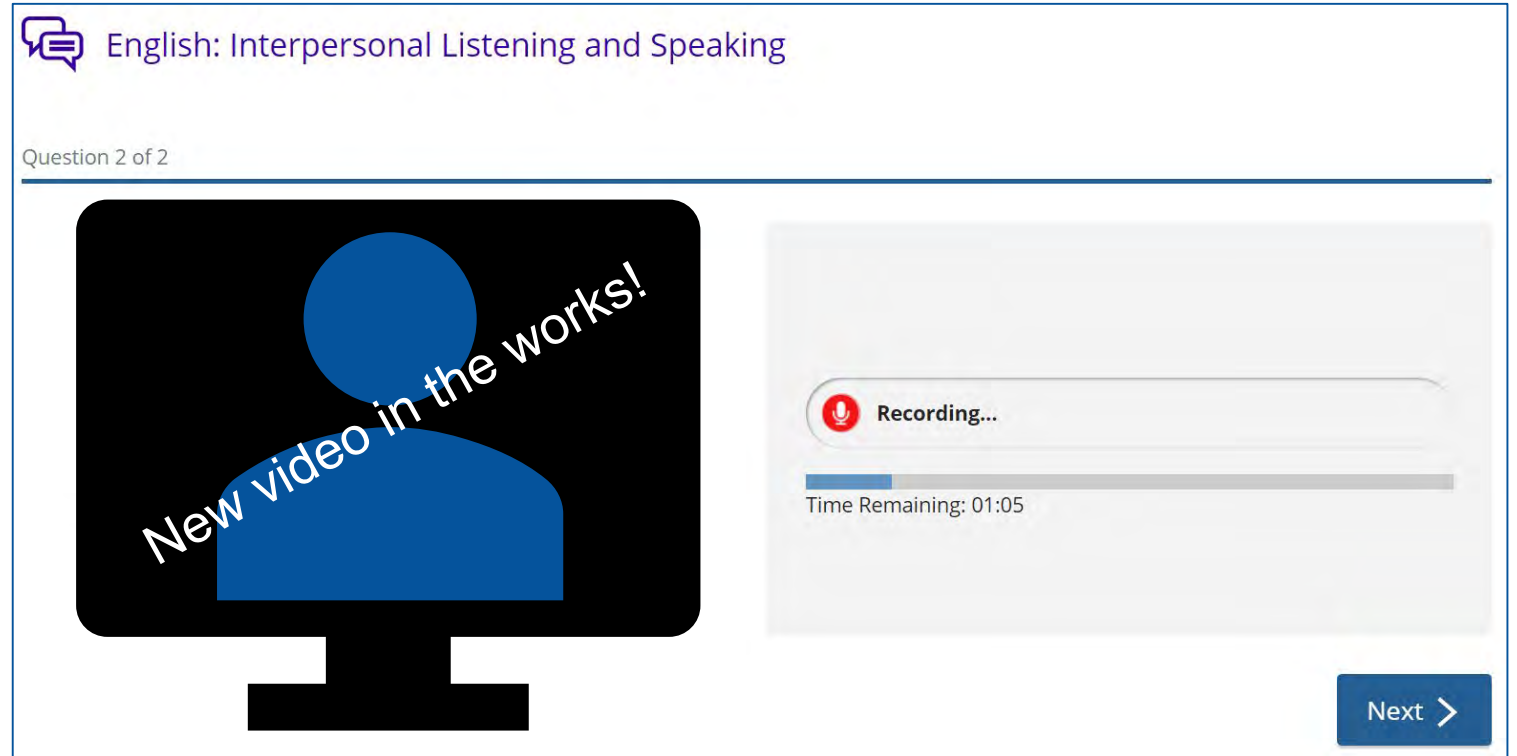
ACTFL ASSESSMENT OF PERFORMANCE  
TOWARD PROFICIENCY IN LANGUAGES

# AAPPL 2.0

**New student interlocutor videos, new audio recordings** for the IL and ILS components, as well as **new teacher videos** that introduce and close each section.

English: Interpersonal Listening and Speaking

Question 2 of 2



The screenshot displays the AAPPL 2.0 interface for the English: Interpersonal Listening and Speaking section. It shows 'Question 2 of 2' and a recording timer set to 'Time Remaining: 01:05'. A blue button labeled 'Next >' is visible in the bottom right corner. A watermark 'New video in the works!' is overlaid on the screen.



**ACTFL**  
Language Proficiency Certificate

EXCLUSIVELY THROUGH **LTI**

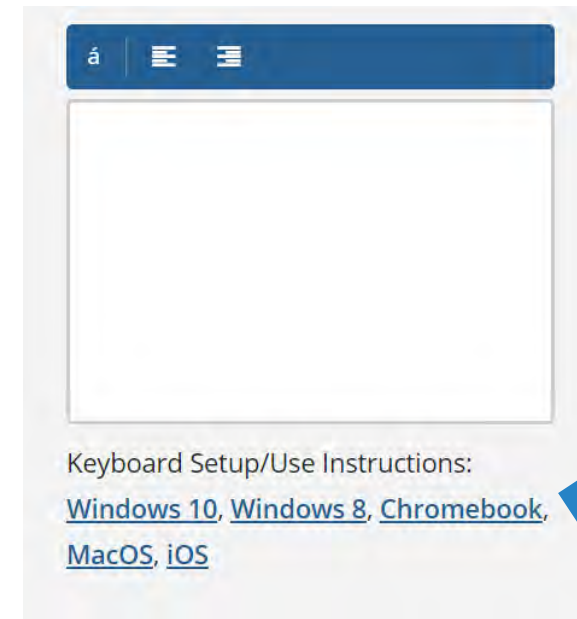
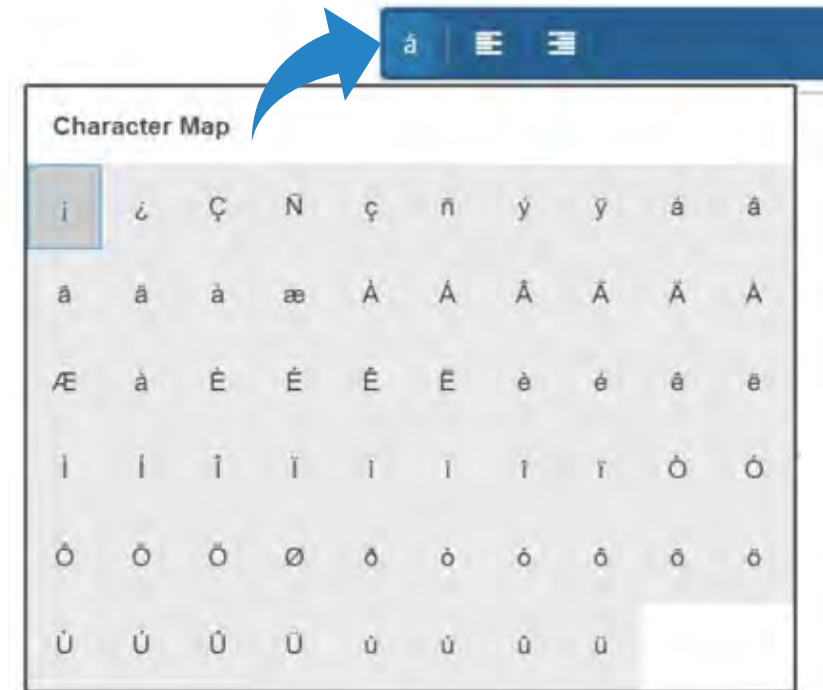


**AAPPL**

ACTFL ASSESSMENT OF PERFORMANCE  
TOWARD PROFICIENCY IN LANGUAGES

# AAPPL 2.0

- ▶ offers **on-screen special character support** for Roman alphabet languages
- ▶ offers **improved keyboard conversion** assistance for non-Roman alphabet languages is provided as part of the system check for the Presentational Writing test



**ACTFL**  
Language Proficiency Certificate

EXCLUSIVELY THROUGH **LTI**



**AAPPL**

ACTFL ASSESSMENT OF PERFORMANCE  
TOWARD PROFICIENCY IN LANGUAGES



**AAPPL 2.0 also has a new Form B,  
bringing age-appropriate  
Intermediate to Advanced-Low level tasks  
to middle school-aged students**

# AAPPL 2.0

- ▶ offers **new reporting features**
  - ▶ New class, school, & district reports allow you to analyze performance by
    - ▶ grade level,
    - ▶ years of study,
    - ▶ type of instruction,
    - ▶ student's relationship to target language,
    - ▶ or custom criteria
    - ▶ including national average comparisons



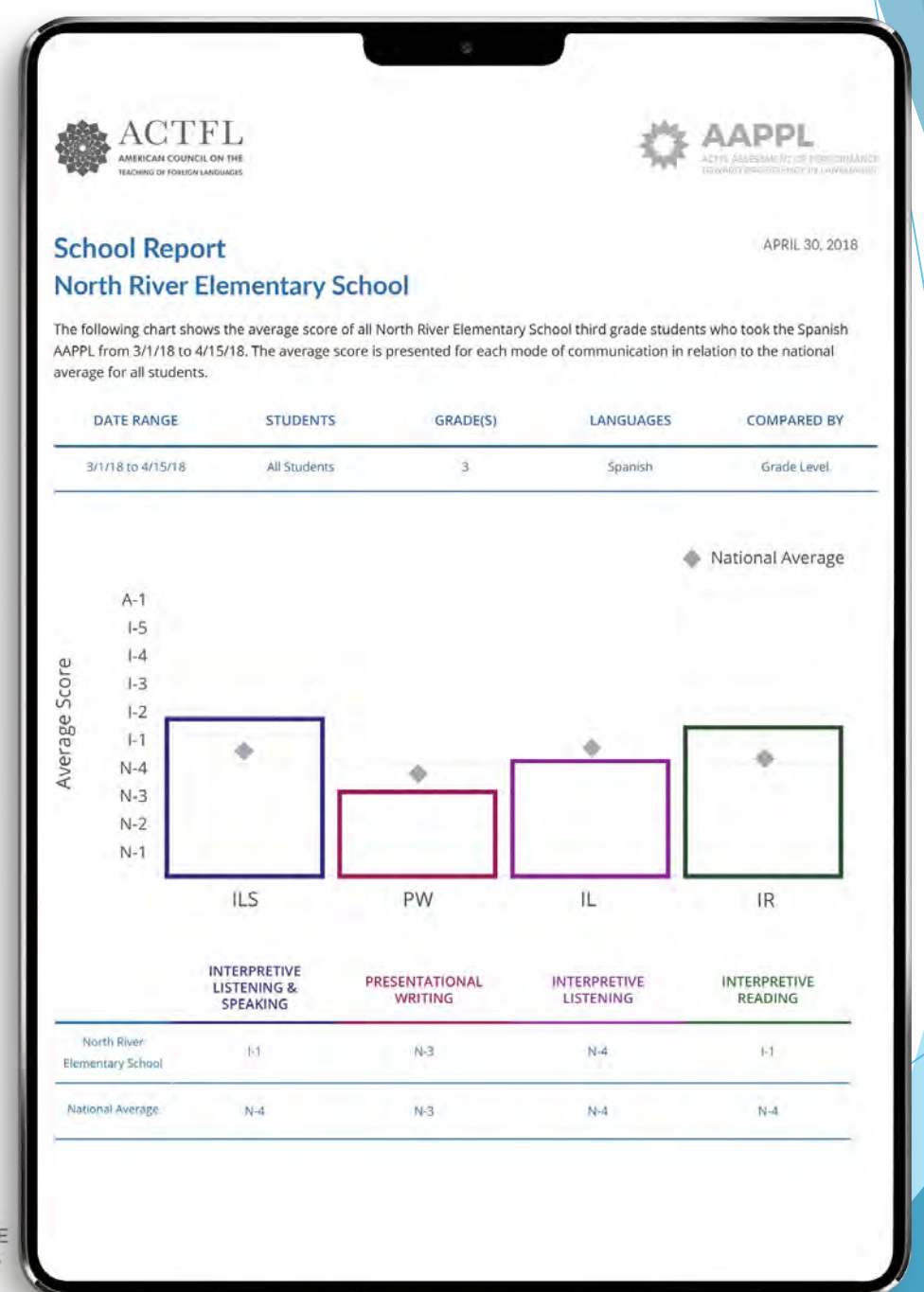
**ACTFL**  
Language Proficiency Certificate

EXCLUSIVELY THROUGH **LTI**



**AAPPL**

ACTFL ASSESSMENT OF PERFORMANCE  
TOWARD PROFICIENCY IN LANGUAGES



# AAPPL 2.0

- ▶ offers **new reporting features**
- ▶ a more printer-friendly **Score Report** design matches the new look and feel of the 2019 AAPPL test
- ▶ **new score distribution options** are in development so that printing isn't the only way to share students' score reports with students and parents. More to come on this in early 2019!



**ACTFL**  
Language Proficiency Certificate

EXCLUSIVELY THROUGH **LTI**



**AAPPL**

ACTFL ASSESSMENT OF PERFORMANCE  
TOWARD PROFICIENCY IN LANGUAGES



**ACTFL**  
Language Proficiency Certificate

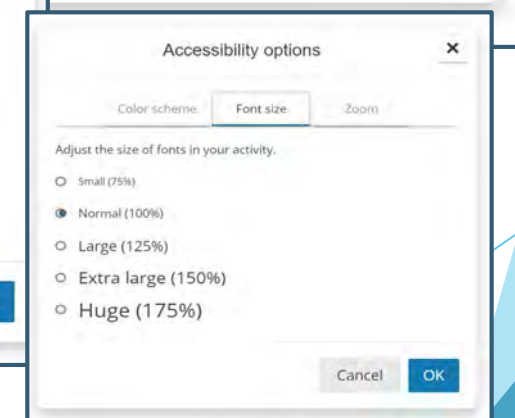
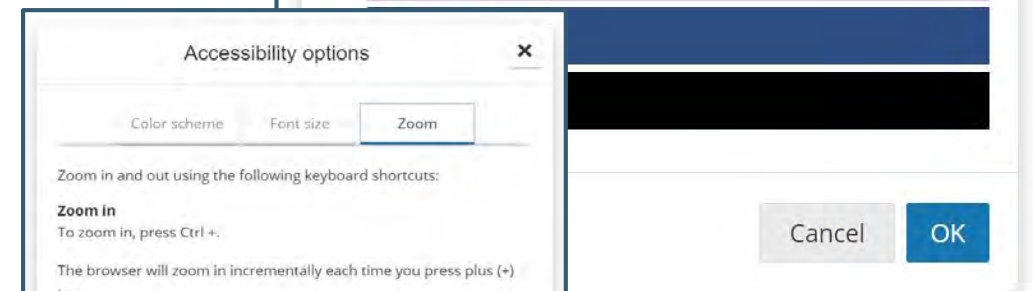
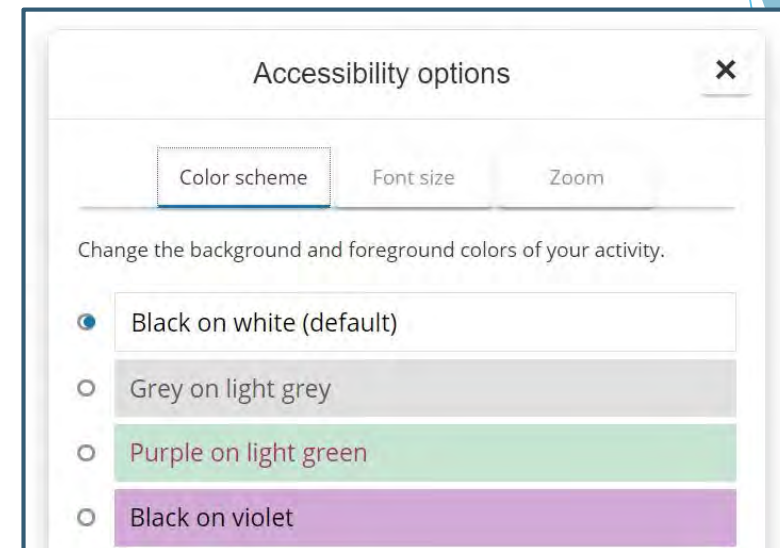
EXCLUSIVELY THROUGH **LTI**

The image shows a smartphone screen displaying an AAPPL Measure Score Report. The report is for a student named 'Greatest Student/157' from 'Best Elementary School', tested in Italian on 04/01/2018. The report is divided into four sections: Interpersonal Listening and Speaking, Interpretive Reading, Interpretive Listening, and Presentational Writing. Each section shows a score distribution bar and a description of what the score means for the student.

Mode	Your Score	Score Description	Strategy
Interpersonal Listening and Speaking	N-4	Your AAPPL Interpersonal Listening/Speaking score of N-4 means that you can be part of a conversation about yourself and your life. Much of the time you can also use your language to express your own thoughts and get the things that you need. You tend to speak in phrases and some sentences. You often ask and answer simple questions. You can do all of this in a way that your teacher and others who are used to language learners can understand what you are saying most of the time.	Keep the conversation going by asking follow up questions on the same topic, working with your partner to figure out what you don't understand and talking around words that you don't know. Keep saying more about more topics. Pretend you're in a situation where you need to get something or do something.
Interpretive Reading	I-2	Your AAPPL Interpretive Reading/Listening score of I-2 means that you understand main ideas and supporting facts in short passages on familiar topics. You may need to read/hear the passage more than once. You may need visual cues, context clues, and prior knowledge to help you understand what you read/hear.	Practice reading/listening to longer passages or simple stories. To deepen your understanding start to look at how the passage is organized. Compare what you read or hear to what you already know.
Interpretive Listening	I-4	Your AAPPL Interpretive Reading/Listening score of I-4 means that you fully understand main ideas and supporting facts in short passages, simple narratives and descriptive passages on familiar topics. You may need to read/hear complex passages more than once. Context clues or prior knowledge may help you understand what you read/hear.	Frequently read/listen to longer passages, stories, news reports. To deepen your understanding start to look at how the passage is organized. Pause frequently to check your understanding. Compare what you read or hear to what you already know and to what you expected to find out. See what the details add up to? Any new insight?
Presentational Writing	N-2	Your AAPPL Presentational Writing score of N-2 means that you can write some things about yourself. You can list, name, and identify everyday things with words and phrases that you have learned. You can do all of this in a way that your teacher and others who are used to the writing of language learners can understand much of your writing.	Keep a word journal. Every time you learn a new word or phrase, add it to your journal. Practice combining your words and phrases to form simple sentences.

# AAPPL 2.0

- ▶ Offers **increased WCAG 2.0 AA / ADA compliant features**
  - ▶ Color control, font size, magnification
  - ▶ Screen reader compatible with alt-descriptions for all images
  - ▶ Keyboard navigation
  - ▶ Upon request, for students with an IEP or 504 Plan
    - ▶ Time-extensions for ILS videos
    - ▶ Closed captioning for ILS videos
    - ▶ Unlimited viewing attempts for ILS videos



**ACTFL**  
Language Proficiency Certificate





EXCLUSIVELY THROUGH **LTI**



**AAPPL**

ACTFL ASSESSMENT OF PERFORMANCE  
TOWARD PROFICIENCY IN LANGUAGES

# Shall we take a look?

<p>Interpersonal Listening and Speaking</p>  <p>Start &gt;</p>	<p>Presentational Writing</p>  <p>Start &gt;</p>	<p>Interpretive Reading</p>  <p>Start &gt;</p>	<p>Interpretive Listening</p>  <p>Start &gt;</p>
---	--	---	---



**ACTFL**  
Language Proficiency Certificate

EXCLUSIVELY THROUGH **LTI**



**AAPPL**

ACTFL ASSESSMENT OF PERFORMANCE  
TOWARD PROFICIENCY IN LANGUAGES

You are signed up for the test(s) listed below.

Interpersonal  
Listening and  
Speaking



Start >

Presentational  
Writing



Start >

Interpretive Reading



Start >


Interpretive Listening



Start >

## AAPPL System Check


Let's make sure your computer meets all of the required system checks.


Criteria	Minimum Requirements	Your System Information	Status
<b>Bandwidth</b>	Connection speed of 1,000 Kbps per candidate.	Connection Speed: 358,119.97 Kbps	✓
<b>Web Browser</b>	<a href="#">Desktop</a> <a href="#">Tablet</a>	Chrome Dev v70.0.3538.102	✓
<b>Microphone</b>	A microphone is required.	<input type="button" value="Start Recording"/> <input type="button" value="Play Recording"/>	🔄
<b>Video</b>	You must be able to view video.	 <input type="button" value="Play Video"/>	🔄
<b>Language Support</b>	For the Writing Assessment, candidates need to type in the target language.	<p>Type in the box below using the target language. Click on the buttons to change the direction of the text.</p> <div style="border: 1px solid #ccc; padding: 5px; margin-bottom: 5px;"> <span>á</span> <span>☰</span> <span>☰</span> </div> <div style="border: 1px solid #ccc; height: 100px; width: 100%;"></div> <p>Keyboard Setup/Use Instructions:  <a href="#">Windows 10</a>, <a href="#">Windows 8</a>, <a href="#">Chromebook</a>,  <a href="#">MacOS</a>, <a href="#">iOS</a></p>	🔄

Next

## AAPPL Introductory Video

### General Video



 Replay Video

Teacher greeting video  
will be updated for  
AAPPL 2.0

 [Next](#) 

## English Presentational Writing

What to expect when the test begins:



Your test has 3 writing tasks.



Once you have advanced to the next task, you won't be able to re-visit previous tasks.




Next 


## English: Presentational Writing



### Check Your English Keyboard

Before you begin, type in the text area below to test your keyboard. When you are finished, click on the **Next** button.

A text input area with a blue header bar containing a small 'a' character, a list icon, and a menu icon. Below the header is a large, empty white text box for typing.

 If you are unable to type in the target language, please notify your proctor.



 English: Presentational Writing



Before we begin...

Shut Down Programs



Before starting your test, shut down all other programs running on your computer.

Technical Issues



If you have any technical difficulties, relax. All your responses will be saved and you can pick up where you left off upon signing in again.




Next >

 English: Presentational Writing


Introductory Video



 Play Video

Teacher Introductory  
video will be updated  
for AAPPL 2.0

 **Next** 



 English:Presentational Writing


Task 2 of 3

 Accessibility

TOPIC: My friends in America.

Please write about four friends here at school. Write their names and say why you are friends with each one of them. Write at least two sentences about each one.

Next 

 English:Presentational Writing


Task 2 of 3

 Accessibility

TOPIC: My friends in America.

Please write about four friends here at school. Write their names and say why you are friends with each one of them. Write at least two sentences about each one.




  


Next 

Character Map

ı	ı	Ç	Ñ	ç	ñ	ý	ÿ	á	â
ā	ä	ā	æ	À	Á	Â	Ã	Ä	Å
Æ	à	È	É	Ê	Ë	è	é	ê	ë
İ	Í	Î	Ï	ì	í	î	ï	Ò	Ó
Ô	Õ	Ö	Ø	ø	ó	ô	õ	ö	
Ù	Ú	Û	Ü	ù	ú	û	ü		


ting

 Accessibility


their names and say why you are friends with each one of them. Write at least two sentences about each one.

á  

Next 

 English:Presentational Writing


Task 2 of 3

 Accessibility



TOPIC: My friends in America.

Please write about four friends here at school. Write their names and say why you are friends with each one of them. Write at least two sentences about each one.



Next 

 Presentational Writing Assessment

Accessibility options ✕

Color scheme    Font size    Zoom

Change the background and foreground colors of your activity.

- Black on white (default)
- Grey on light grey
- Purple on light green
- Black on violet
- Yellow on navy
- White on black

Cancel OK

 Presentational Writing Assessment

Accessibility options ✕

Color scheme   **Font size**   Zoom

---

Adjust the size of fonts in your activity.

Small (75%)

Normal (100%)

Large (125%)

Extra large (150%)

Huge (175%)

Cancel OK

 Presentational Writing Assessment

Accessibility options ✕

Color scheme    Font size    **Zoom**

Zoom in and out using the following keyboard shortcuts:

**Zoom in**  
To zoom in, press Ctrl +.

The browser will zoom in incrementally each time you press plus (+) key.

**Zoom out**  
To zoom out, press Ctrl -.

The browser will zoom out incrementally each time you press the minus (-) key.


**Reset zoom**  
Reset the zoom level by pressing Ctrl 0.

The browser will return to its default zoom level.

Cancel    **OK**











 English: Interpretive Listening

Task 1 of 4

 Accessibility

 Full Screen


Click on each sound icon to hear some questions. Then drag the correct picture to the sound icon.

Next 

## English: Interpretive Reading

Task 1 of 4

 Accessibility

 Full Screen

For each family member phrase, find the picture that matches it. Then drag and drop the picture next to that phrase.

The daughters. They're the twins.



The grandfather. He's very old.




The mother. She's pretty.



The son. He's 16 years old.



Next 

 English: Interpersonal Listening and Speaking

Question 1 of 2


ILS videos will be updated for AAPPL 2.0




Next 

 English: Interpersonal Listening and Speaking

Question 1 of 2



Recording...




Time Remaining: 00:38

Next 


## English: Interpersonal Listening and Speaking

### Closing Video



 Play Video

Teacher closing videos  
will be updated for  
AAPPL 2.0

Next 

# Questions?



[Click here](#) today to bring language proficiency assessments to your school this year or call 1-800-486-8444



**ACTFL**  
Language Proficiency Certificate  
EXCLUSIVELY THROUGH **LTI**



**AAPPL**  
ACTFL ASSESSMENT OF PERFORMANCE  
TOWARD PROFICIENCY IN LANGUAGES